

---

AYANEO Pocket DMG 说明书

适用于 AYANEO Pocket DMG  
机型说明

---

AYANEO Pocket DMG  
User Manual

For model of AYANEO Pocket DMG

# AYANEO Pocket DMG



产品说明书

User Manual

AYANEO Pocket DMG 说明书

适用于 AYANEO Pocket DMG  
机型说明

AYANEO Pocket DMG  
User Manual

For model of AYANEO Pocket DMG

Size 165×107mm

AYANEO  
POCKET DMG

赠送肩键和摇杆帽的说明



AYANEO Pocket DMG 海岸线肩键

独创优雅曲线设计呼应整机极简外观，融入人体工学设计，体验更自然。  
三段式设计，肩键之间使用更顺手；轻触开关按键，手感清脆易触发。

赠送金属漆肩键

AYANEO Pocket DMG 原装肩键采用与机身同样的颜色，基于素色渲染工艺打造。  
为满足不同玩家的需求，包装内额外赠送一套肩键，包括极影黑、月光白和元祖复古共三种配色，根据所购买产品的配色来赠送。

- 极影黑：喷涂深黑色金属漆，哑面效果；
- 月光白：喷涂银色金属漆，哑面效果；
- 元祖复古：喷涂深灰色金属漆，哑面效果。

玩家可根据个人喜好更换不同颜色的肩键使用。更换教程请参考 AYANEO 官网的视频教程。



赠送摇杆帽

AYANEO Pocket DMG 所搭载的霍尔中摇杆拥有更大的行程和无死区、无漂移的灵活精准操控感，让操控体验更称心如意。  
包装内赠送一个与机身颜色搭配的摇杆帽，玩家可以自由更换，彰显个性。

AYANEO 始终秉承「真玩家 懂玩家」理念，用心聆听玩家心声，注重细节体验，提供更贴心周到的优质服务和体验出色的产品，感谢你们的支持与厚爱。

AYANEO  
POCKET DMG

Instructions on Gifting AYANEO Pocket DMG's  
Shoulder Buttons and Joystick Caps



AYANEO Pocket DMG Coastline Shoulder Buttons

The unique and elegant curve design echoes the minimalist appearance of the entire handheld, integrating ergonomic design for a more natural experience.

The three-stage design makes the shoulder buttons more comfortable to use, the light touch switch buttons have a crisp feel and are easy to trigger.

Comes with Metal Paint Shoulder Buttons

The original shoulder buttons of the AYANEO Pocket DMG are made in the same color as the body, crafted based on the solid color rendering process.

To meet the needs of different gamers, the packaging includes an additional shoulder button, including three color schemes: Arctic Black, Moon White, and Retro Color, which are given as gifts according to the color scheme of the purchased product.

- Arctic Black: Sprayed with dark black metal paint, matte effect.
- Moon White: Sprayed with silver metal paint, matte effect.
- Retro Color: Sprayed with dark gray metal paint, matte effect.

Gamers can change to different colored shoulder buttons according to their preferences. For replacement instructions, please refer to the video tutorial on the AYANEO official website.



Comes with Joystick Caps

The medium Hall sensing joystick equipped on the AYANEO Pocket DMG has a larger travel and offers flexible and precise control without dead zones or drift, making the control experience more satisfactory.

A joystick cap matching the body color is included in the packaging, which gamers can freely replace to show their personality.

AYANEO always adheres to the concept of "Real Gamers Know Gamers", attentively listens to the voices of gamers, focuses on detailed experience, and provides more considerate quality service and outstanding handheld gaming console, thank gamers for the support and love.

AYANEO Pocket DMG 说明书

适用于 AYANEO Pocket DMG  
机型说明


AYANEO Pocket DMG  
User Manual

For model of AYANEO Pocket DMG

Size 145×87mm

AYANEO

POCKET DMG



\*此故事为我们在设计 AyanEO Pocket DMG 时虚构的游戏故事，非真实存在，敬请知悉。  
\*This story is a fictional game story we created when designing AyanEO Pocket DMG. Please be aware that it does not exist in reality.



追风行者

追风，也被称为追风行者。他赤脚双拳，拥有一头乌黑的头发，身着T恤和短裤。他喜欢冒险和挑战自己，拥有超凡的跑酷技巧和勇气。他的使命是获得“洪荒之力”，收集宝藏，解锁新的挑战 and 装备，解救被困的人类，成为一名真正的冒险王者。

Wind Chaser

Chasing the wind,also known as Wind Chaser. He is barefoot and double-fisted, has black hair, and wears a T-shirt and shorts. He likes adventure and challenges himself, and has extraordinary parkour skills and courage. His mission is to obtain the "primordial power", collect treasures, unlock new challenges and equipment, rescue trapped humans, and become a true adventure king.

游戏背景

在一个不远的未来，人类社会面临着一场空前绝后的灾难。有一座神秘的城市被称为“繁花之城”。由于城市的平衡受到了一群邪恶势力的威胁，导致这座城市被停止在了黄昏时段，没有黑夜和白天。他们试图破坏城市的和平，控制城市的能量，让城市陷入混乱。

为了保卫繁花之城的和平，必须要获得“洪荒之力”的能量才能让城市恢复到正常，于是年轻的主人翁决定冒险拯救繁花之城，他拥有超凡的跑酷技巧和勇气，决心挑战邪恶势力。获得洪荒之力的道路上困难重重，必须进行跳跃和攻击来击败敌人，收集道具和金币，解锁关卡，最终获得洪荒之力。

玩家将在这个充满冒险精神的虚拟都市中展开一场惊险刺激的跑酷之旅，体验高空飞越、极限跳跃和速度奔跑的刺激感觉，同时探索城市背后的故事，成为一名传奇跑酷英雄.....

Game Background

In the near future, human society is facing an unprecedented disaster. There is a mysterious city called "Flower City". Because the balance of the city is threatened by a group of evil forces, the city is stopped at dusk, without night and day. They try to destroy the peace of the city, control the energy of the city, and put the city into chaos.

In order to defend the peace of the Flower City, it is necessary to obtain the energy of the "primordial power" to restore the city to normal, so the young protagonist decides to take the risk to save the Flower City. He has extraordinary parkour skills and courage and is determined to challenge the evil forces. The road to obtaining the power of the wild is full of difficulties. You must jump and attack to defeat the enemy, collect props and gold coins, unlock levels, and finally obtain the power of the wild.

Players will embark on a thrilling parkour journey in this adventurous virtual city, experience the excitement of high-altitude flying, extreme jumping and speed running, and explore the stories behind the city to become a legendary parkour hero...



御剑侠

御剑侠是行走江湖、行侠仗义的传奇人物，他一身白绿行装，手持宝剑为正义而战，是江湖中令人敬畏的存在。他擅长使用精湛的剑术击败敌人，并且在闯关中获得药水变得更加强大。他的使命是战胜外星生物，守护地球家园。

Swordsman

Swordsman is a legendary figure who walks the rivers and lakes and fights for justice. He is dressed in white and green, holding a sword and fighting for justice. He is an awe-inspiring existence in the rivers and lakes. He is good at using superb swordsmanship to destroy enemies, and he becomes more powerful when he gets potions in the levels. His mission is to defeat the aliens and protect the Earth.

游戏背景

一群神秘的外星生物突然袭击了地球，他们的目的是夺取地球上的能量源，整个地球陷入前所未有的危机之中。

为了拯救地球，一群勇敢的英雄自愿组成了一支特别小组，他们被送往外星球的迷宫基地，准备一举消灭入侵的外星生物。这座迷宫基地由数百个楼层组成，每一层都充满着未知的挑战和危险。英雄们只有通过各种考验，才能逐渐接近外星生物的核心区域。

你作为其中一名英雄，将在迷宫基地中面对重重难关和守卫。你可以通过药水增强生命值和用钻石采购道具，以获得辅助闯关的线索箱。在你精彩的操作和神奇道具的帮助下，你将闯过各种难关，直至最终战胜外星生物，完成拯救地球的使命。

你准备好了吗?让我们一起踏上这场惊险刺激的冒险之旅吧!

Game Background

A group of mysterious aliens suddenly attacked the Earth. Their purpose was to seize the energy source on Earth, and the entire Earth fell into an unprecedented crisis.

In order to save the Earth, a group of brave heroes voluntarily formed a special team. They were sent to the maze base on the alien planet, ready to eliminate the invading aliens in one fell swoop. This maze base consists of hundreds of floors, each of which is full of unknown challenges and dangers. Only by passing various tests can the heroes gradually approach the core area of the aliens.

As one of the heroes, you will face many difficulties and guards in the maze base. You can use potions to enhance your health and purchase props with diamonds to obtain clue boxes to assist in breaking through the levels. With the help of your wonderful operation and magical props, you will overcome various difficulties until you finally defeat the aliens and complete the mission of saving the Earth.

Are you ready? Let's embark on this thrilling adventure together!

AYANEO

POCKET DMG



\*此故事为我们在设计 AyanEO Pocket DMG 时虚构的游戏故事，非真实存在，敬请知悉。  
\*This story is a fictional game story we created when designing AyanEO Pocket DMG. Please be aware that it does not exist in reality.

AYANEO Pocket DMG 说明书


适用于 AYANEO Pocket DMG  
机型说明

AYANEO Pocket DMG  
User Manual

For model of AYANEO Pocket DMG

Size 145×87mm

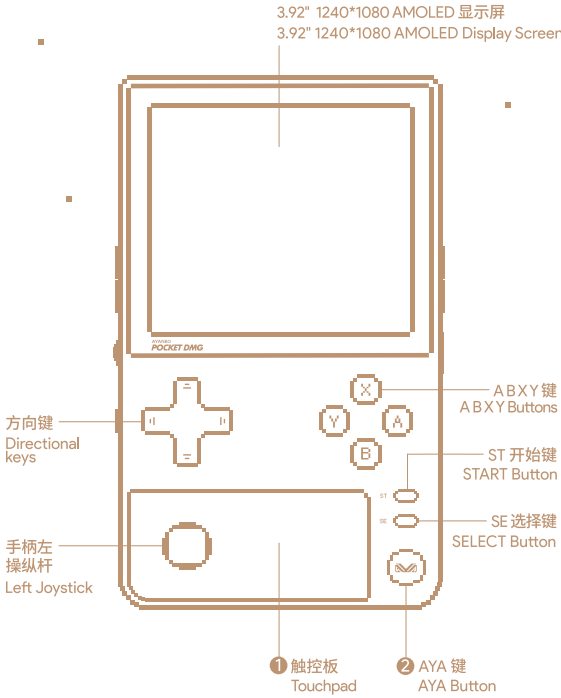
AYANEO  
*POCKET DMG*



说明书手册  
Instruction manual



正面 Front view



- 1 支持模拟右摇杆、鼠标光标控制，具体功能映射以 AYASpace APP 版本更新为准。
- 2 AYASpace 专用交互按键,支持 RGB 灯效颜色调节。

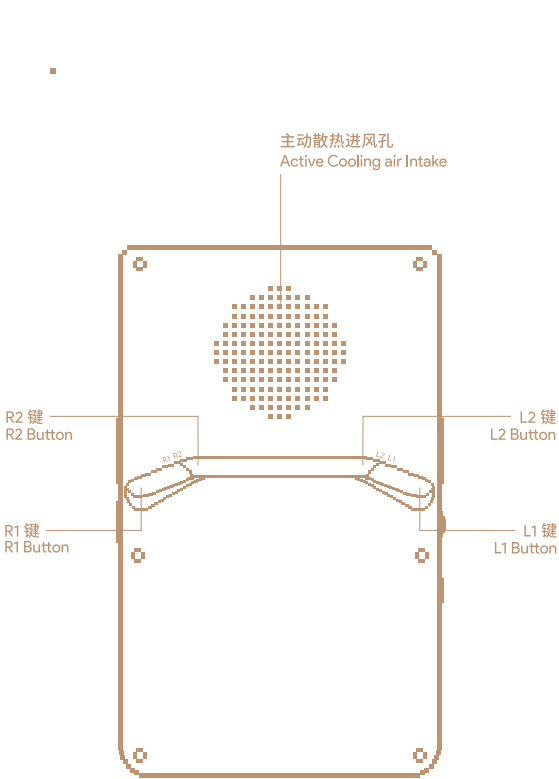
说明: AYA 键、手柄按键、摇杆、触控板等功能及定义以 AYASpace APP 版本更新为准。

Support simulation of right joystick and mouse movement. The specific functions are subject to the AYASpace APP version update.

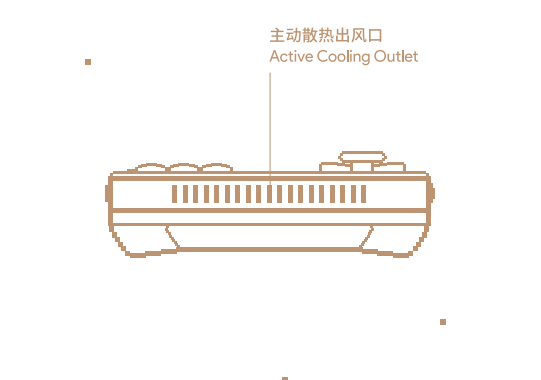
Dedicated interaction button for AYASpace. Supports RGB light effect color adjustment.

Note: The specific functions and definitions of the AYA Key, controller buttons and Joysticks, touchpad, and other features are subject to updates in the AYASpace APP version. For the latest information, please refer to the AYASpace APP updates and announcements.

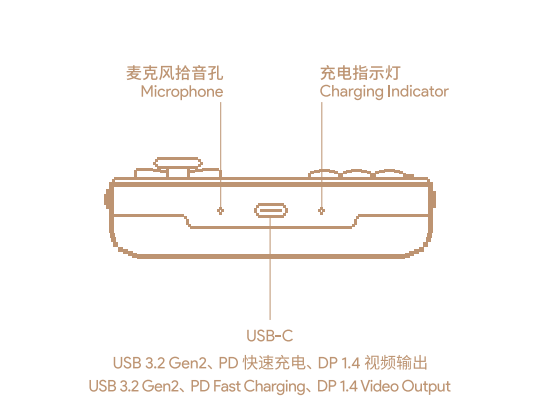
背面 Rear view



顶部 Top view

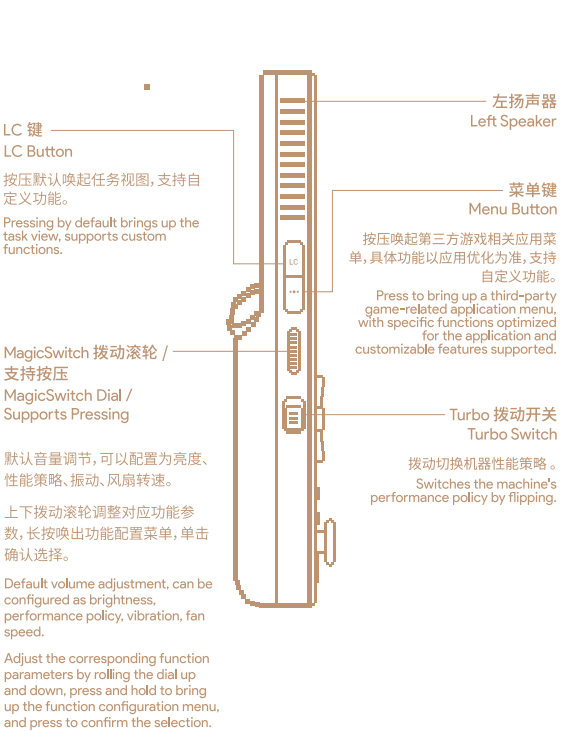


底部 Bottom view



USB 3.2 Gen2、PD 快速充电、DP 1.4 视频输出  
USB 3.2 Gen2、PD Fast Charging、DP 1.4 Video Output

左侧 Left view



默认音量调节，可以配置为亮度、性能策略、振动、风扇转速。  
上下拨动滚轮调整对应功能参数，长按弹出功能配置菜单，单击确认选择。

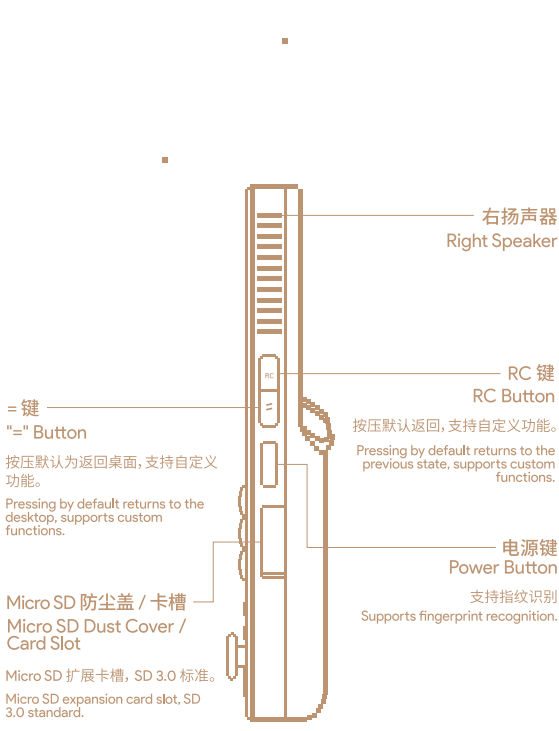
Default volume adjustment, can be configured as brightness, performance policy, vibration, fan speed.

Adjust the corresponding function parameters by rolling the dial up and down, press and hold to bring up the function configuration menu, and press to confirm the selection.

说明: MagicSwitch 拨动滚轮、Turbo 拨动开关、LC 键、菜单键，具体功能及策略定义以 AYASpace APP 版本更新为准。

Note: The specific functions and strategy definitions for the MagicSwitch Dial, Turbo Switch, LC Button, and Menu Button are subject to updates in the AYASpace APP version

右侧 Right view



按压默认唤起任务视图，支持自定义功能。  
Pressing by default brings up the task view, supports custom functions.

Default volume adjustment, can be configured as brightness, performance policy, vibration, fan speed.

Adjust the corresponding function parameters by rolling the dial up and down, press and hold to bring up the function configuration menu, and press to confirm the selection.

说明: RC 键、= 键，具体功能定义以 AYASpace APP 版本更新为准。

Note: The specific functions of the RC Button and "=" Button are subject to updates in the AYASpace APP version.



## AYANEO Pocket DMG 说明书

### 适用于 AYANEO Pocket DMG 机型说明

## AYANEO Pocket DMG User Manual

For model of AYANEO Pocket DMG

Size 145×87mm

#### 开机/关机/重启

关机状态下,按住电源按键 "  " 约 3 秒后松开  
将 AYANEO Pocket DMG 开机。


开机状态下,按住电源按键 "  " 约 2 秒弹出的菜单选择 "  " 将 AYANEO Pocket DMG 关机,选择"  " AYANEO Pocket DMG 将重新启动。

#### 指纹识别

需使用支持指纹识别功能时,先设置“屏幕锁定”才能正常使用指纹识别功能。设置“  ”> 安全“  ”> 屏幕锁定,可选择设置图案、PIN 码或密码。然后在安全选项下选择指纹“  ”,输入密码或 PIN 确定安全性后,即可按提示操作录入指纹。



#### 睡眠

开机状态下,点按电源按键 "  " 使 AYANEO Pocket DMG 进入睡眠状态。

睡眠状态下,点按电源按键 "  " 将 AYANEO Pocket DMG 唤醒。如果已设置安全屏幕锁定,需要绘制图案、输入密码或 PIN 码确定安全性后才可进入系统界面。如果已同时配置安全屏幕锁定和指纹,轻触电源按钮完成指纹识别后即可快速唤醒并进入系统界面。

注意:关机后重新开机,或者开机状态下重启后,  
需要重新验证安全屏幕锁定安全性才可使用指纹解锁屏幕。

#### 音量

可将 MagicSwitch 拨动滚轮键配置为音量键控制功能。配置为音量控制时,往上拨动滚轮音量逐级增加,往下拨动滚轮音量减小。或在设置“  ”>  提示音和振动音量、振动、勿扰声音,可对应调节媒体音量、通知音量、闹钟音量等。

#### 文本输入

需要输入文本时,点击输入框即自动呼出触摸键盘,使用触控输入文本。




#### 下拉菜单

在屏幕顶部第一次向下滑动呼出下拉菜单,可快速切换 WLAN、蓝牙等设置。再次向下滑动显示完整下拉快捷菜单,滑动亮度调节滑块进行屏幕亮度调节,可进行快捷按钮配置等操作。



#### 网络/蓝牙

AYANEO Pocket DMG 支持 WLAN 网络,需要通过 WLAN 连接网络时,设置“  ”进入设置菜单主页,网络和互联网>“互联网”进入并选取需要连接网络名称,输入密码后点击“连接”加入到 WLAN 网络。



需连接蓝牙设备时,设置菜单主页选择>已连接的设备>与新设备配对,在搜索出列表点击需要连接的蓝牙设备。

 已连接的设备 >  新设备配对

#### 电池和充电

请使用符合常规认证的适配器进行充电,切勿使用无安全认证适配器进行充电,可能会造成内部元件损坏和不可预知的危险。

当 USB-C 线插入电源时应当避免皮肤与插头长时间接触,否则可能会引起不适或受伤。请勿尝试自行更换 AYANEO Pocket DMG 电池,您可能会损坏电池,从而导致过热可能引发火灾和人身伤害。

AYANEO Pocket DMG 的锂离子电池应由 AYANEO 提供相关服务或进行回收,它必须和家庭垃圾分开回收处理。

请按照当地的环保法规来处理电池。电池只能由 AYANEO 或者 AYANEO 授权服务提供商进行更换,自行更换电池可能存在爆炸危险。

#### 清洁

请使用无纺布布来清洁 AYANEO Pocket DMG,切勿使任何一个开口处受潮,请勿使用气雾喷射剂、溶剂或研磨剂进行清洁。

#### 医疗设备干扰

AYANEO Pocket DMG 内部部分元件包含磁体及无线电发射电磁场,这些电磁场可能会干扰医疗设备、心脏起搏器、除颤器或其他医疗设备。请在医疗设备和 AYANEO Pocket DMG 之间保持一定的安全距离。请咨询您的医师和医疗设备制造商以获得医疗设备信息。如怀疑 AYANEO Pocket DMG 干扰您的心脏起搏器、除颤器或者其他医疗设备,请停止使用 AYANEO Pocket DMG。

#### 保修

AYANEO 保证所附硬件产品和配件,从原先零售购入的日期起一年内,AYANEO 对正常磨损不作担保,对事故或滥用造成的损坏也不做担保。若要获取服务,请访问 AYANEO 商城或者 AYANEO 授权服务提供商,可用的服务选项取决于请求的服务所在的国家或地区,并且可能限制为销售的原始国国家和地区。可能需要支付通话费用和国际运费,这取决于您的位置。

#### 服务和支持

当您根据保修服务政策提交有效的索赔时,AYANEO 将为您的 AYANEO Pocket DMG 酌情进行维修,更换或退款。您享有的保修权益是附加在本地消费者法律所提供的权力以外的。当您根据本保修政策提出索赔时,可能需要提供购买凭证的详细信息。

更多支持和故障排除信息、请访问 [www.ayaneo.com.cn](http://www.ayaneo.com.cn)

#### 产品中有害物质的名称及含量

有害物质						
部件名称	铅 (Pb)	汞 (Hg)	镉 (Cd)	六价铬 (Cr(VI))	多溴联苯 (PBB)	多溴二苯醚 (PBDE)
电路板组件	×	○	○	○	○	○
塑胶件	○	○	○	○	○	○
金属零件	×	○	○	○	○	○
电源线	○	○	○	○	○	○

#### 本表格依据 SJ/T11364 的规定编制

○: 表示该有害物质在该部件所有均质材料中的含量均 GB/T26572 规定的限量要求以下。

X: 表示该有害物质至少在该部件的某一均质材料中的含量超 GB/T26572规定的限量要求。

注意:本产品应用环保设计理念,对有害物质进行了有效控制,“X”表示的有害物质主要因技术发展水平限制,无法实现有害物质的替代。




#### 环保使用期限

标识指期限(十年),电子电气产品中含有的有害物质在正常使用的条件下不会发生外泄或突变,用户使用该电子电气产品不会对环境造成严重污染或对其人身、财产造成严重损害的期限。






#### Power On / Power Off / Restart


In the power-off state, press and hold the power button "  " for about 3 seconds and then release to power on the AYANEO Pocket DMG.


In the power-on state, press and hold the power button "  " for about 2 seconds to bring up the menu. Select "  " to shut down the AYANEO Pocket DMG, or select "  " to restart the AYANEO Pocket DMG.

#### Fingerprint Recognition

To use the fingerprint recognition feature, you must first set up "Screen Lock" to enable and configure the fingerprint functionality. Settings "  " > Security "  " > Screen Lock, where you can choose to set a pattern, PIN, or password. After that, under the security options, select "  ", and enter your password or PIN to confirm security. Once you have confirmed your security credentials, follow the prompts to register your fingerprint.



#### Sleep Mode

In the power-on state, press the power button "  " to put the AYANEO Pocket DMG into sleep mode.

In sleep mode, press the power button "  " to wake up the AYANEO Pocket DMG. If a security screen lock has been set, you will need to draw the pattern, enter the password, or PIN to unlock and access the system interface. If both security screen lock and fingerprint recognition are configured, you can simply touch the power button to complete fingerprint recognition, which will quickly wake up and enter the system interface.

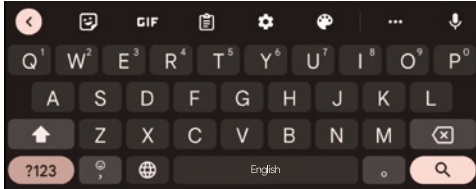
Note: After a power-off and restart, or after a restart while the device is powered on, you will need to re-verify the security screen lock before you can use fingerprint unlock to access the screen.

#### Volume Control

You can configure the MagicSwitch toggle wheel key as a volume control function. When configured for volume control, moving the wheel upwards will gradually increase the volume, and moving it downwards will decrease the volume. Alternatively, you can go to "  " > "  Sound and vibration Volume, vibration, Do Not Disturb " to adjust the media volume, notification volume, alarm volume, etc. accordingly.

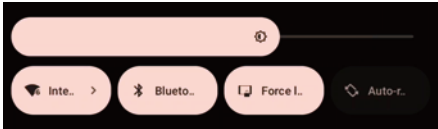
#### Text Input

When you need to input text, simply tap on the text input field to automatically bring up the on-screen keyboard, and use the touch input to type your text.




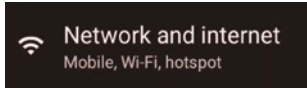
#### Pull-down Menu

To access the pull-down menu, swipe down from the top of the screen for the first time to quickly toggle settings such as WLAN and Bluetooth. Swipe down again to display the full pull-down quick menu. You can adjust the screen brightness by sliding the brightness slider, and perform other quick settings configurations.



#### Network / Bluetooth

AYANEO Pocket DMG supports WLAN network. When you need to connect to the network through WLAN, set the "  " and enter the settings menu home page, Network and Internet > "Internet". Select the network and enter the password, then click "Connect" to join the WLAN network.



To connect to a Bluetooth device, go to the main settings menu and select "Connected Devices" > "Pair with New Device". Once the device search is complete, click on the desired Bluetooth device from the list to initiate the connection.

 Connected Devices >  Pair with New Device

#### Battery and Charge

Please use the certified adapter correctly for charging to ensure safety compliance. Do not use adapters without safety certification as they may damage internal components and pose unpredictable risks.

When plugging in a USB-C cable to a power source, avoid prolonged skin contact with the plug to prevent discomfort or injury. Do not attempt to replace the AYANEO Pocket DMG battery on your own, as this may damage the battery, leading to overheating which could cause fires and personal injury.

The lithium-ion battery of the AYANEO Pocket DMG should be serviced or recycled by AYANEO or authorized service providers. Self replacement of batteries may pose a risk of explosion.

Please follow local environmental regulations for battery disposal. The battery should only be replaced by AYANEO or an authorized AYANEO service provider. Using incorrect battery models for replacement poses a risk of explosion.

#### Cleaning

Please use a lint free cloth to clean AYANEO Pocket DMG. Do not let the opening of the body get damp. Do not use aerosol sprays, solvents, or abrasives for cleaning.

#### Electromagnetic Interference (EMI)

The AYANEO Pocket DMG contains components with magnets and emits electromagnetic fields from radio waves, which may interfere with medical devices, pacemakers, defibrillators, or other medical equipment. Maintain a safe distance between medical devices and the AYANEO Pocket DMG. Consult your physician and the medical device manufacturer for information on your medical devices. If you suspect that the AYANEO Pocket DMG is interfering with your pacemaker, defibrillator, or other medical devices, stop using the AYANEO Pocket DMG.

#### Warranty

AYANEO warrants the hardware products and accessories included with your purchase against defects in materials and workmanship under normal use for one year from the date of original retail purchase. This warranty does not cover normal wear and tear or damage caused by accidents or misuse. For service, visit the AYANEO store or an authorized AYANEO service provider. Available service options may depend on the country or region where the service is requested and may be limited to the country or region of original sale. There may be a charge for call and international shipping fees, depending on your location.

#### Service and Support

When you submit a valid claim under the warranty service policy, AYANEO will, at its discretion, repair, replace, or refund your AYANEO Pocket DMG. The warranty rights you have are in addition to the rights provided by local consumer law. When you make a claim under this warranty policy, you may be required to provide detailed information about your purchase receipt.

For more support and troubleshooting information, please visit [www.ayaneo.com](http://www.ayaneo.com)

#### Names and Contents of HazardousSubstances in the Product

Hazardous Substance						
Part Name	(Pb)	(Hg)	(Cd)	(Cr(VI))	(PBB)	(PBDE)
PCB Components	×	○	○	○	○	○
Plastic Parts	○	○	○	○	○	○
Metal Parts	×	○	○	○	○	○
Power Cables	○	○	○	○	○	○

#### This table is compiled according to SJ/T11364 regulations

○: Indicates that the content of the hazardous substance in all homogeneous materials of the part is below the limit requirement specified in GB/T26572.

X: Indicates that the content of the hazardous substance in at least one homogeneous material of the part exceeds the limit requirement specified in GB/T26572.

Note: This product applies an environmentally friendly design concept and effectively controls hazardous substances. The "X" indicates that the hazardous substance is primarily due to the limitations of technological development, making substitution of the hazardous substance impossible.

#### Environmental Protection Use Period

The symbol indicates the period (ten years) during which the hazardous substances contained in the electronic and electrical products will not leak or undergo abrupt changes under normal use conditions. During this period, the use of these electronic and electrical products will not cause severe pollution to the environment or cause serious harm to the user's health and property.



AYANEO Pocket DMG 说明书

适用于 AYANEO Pocket DMG  
机型说明

AYANEO Pocket DMG  
User Manual

For model of AYANEO Pocket DMG

Size 145×87mm

说明

一、请妥善保管本三包凭证,本三包凭证和购机发票一起作为保修凭证,在保修期内享受免费保修。

二、“三包”有效凭证  
在“三包”有效期内产品出现故障,消费者需凭购机发票和此三包凭证享受免费维修服务,所修理产品机身号码同三包凭证上的产品机身号码必须一致。如无购机发票,则以产品机身号码的生产出厂日期作为消费者产品“三包”有效期的起始时间。如两者全无的消费者,则不能享受免费维修服务,我司将实行收费维修服务。

三、根据《部分商品修理更换退货责任规定》,属下列情况之一者,不实行“三包”,但可实行收费维修:

- 1.超出本公司产品保修期范围内的;
- 2.无法同时出示购机发票和填写保修凭证,或保修凭证上与维修产品的型号、机身号码不符或涂改;
- 3.非承担三包的修理者进行修理或者拆动、改装等引起的故障和损坏;
- 4.未按照产品使用说明的要求使用、维护、保管而造成的故障和损坏;

- 5.使用非本公司所制造的产品配件引起的产品故障和损坏;
- 6.由于跌落、移动、运输等非产品质量原因引起的故障和损坏;
- 7.油烟、灰尘、受潮、直射阳光等恶劣条件下使用产生的故障和损坏;
- 8.由于雷击、水灾、火灾、地震、风灾等自然灾害及异常电压、公害、化学物质的侵蚀而造成的故障和损坏;
- 9.使用盗版软件造成损坏的;
- 10.使用过程中感染病毒造成损坏的。

四、超过“三包”有效期或“三包”责任范围的,按照 AYANEO 规定的收费标准实施收费服务。

在线自助服务: [www.ayaneo.com.cn](http://www.ayaneo.com.cn)  
技术支持热线: 400-039-8088

维修记录项目

送修日期	故障描述 故障原因 处理结果	使用配件	交验日期	修理单位 名称	维修人员 签字

AYANEO 商品三包凭证

商品名称

商品商标

商品序列号

商品产地

消费者姓名

消费者地址

消费者邮政编码

消费者联系电话

销售单位名称

销售单位地址

销售单位邮政编码

销售发票号码

销售日期

修理单位名称

修理单位地址

修理单位邮政编码

修理单位联系电话

AYANEO 严格按照《微型计算机商品修理更换退货责任规定》,为购买 AYANEO 商品的消费者实行三包。若服务条款与三包规定有不符之处,以三包规定及三包凭证内容为准。对于执行特别三包目录的地区,AYANEO 承诺遵守当地的相关规定。

产品标签

销售单位印章
